

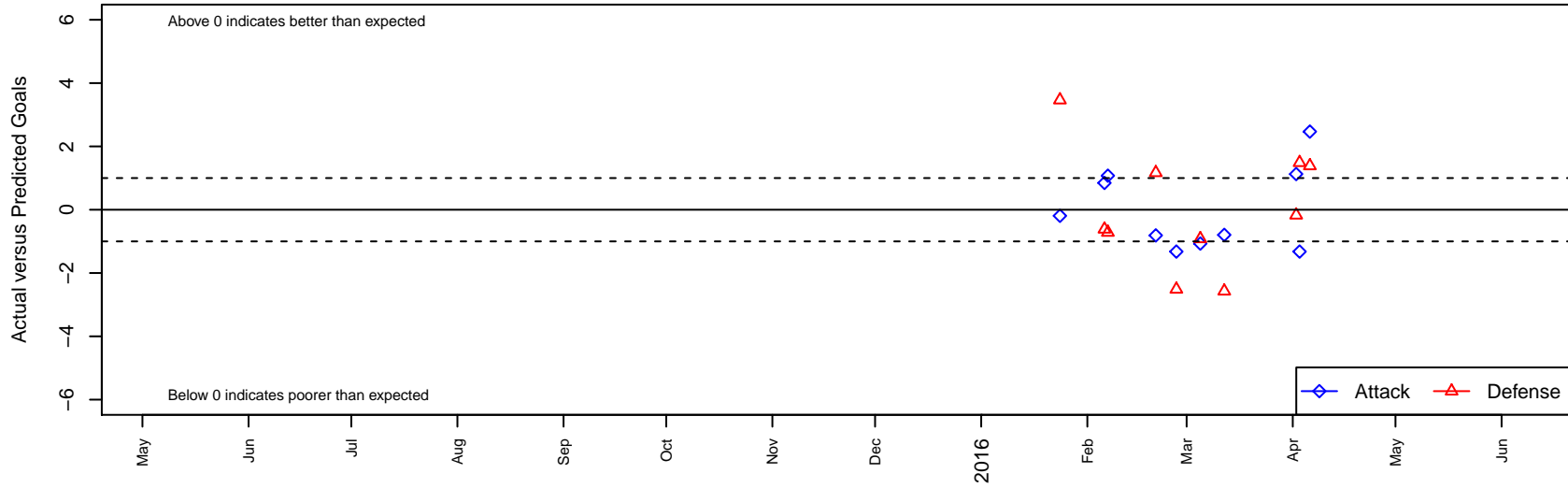
Portland Timbers Academy 2 2000B

, OR
 B00 total strength=1557
 attack=19.37 defense=9.8
 fall league = PTT B99 Premier Green

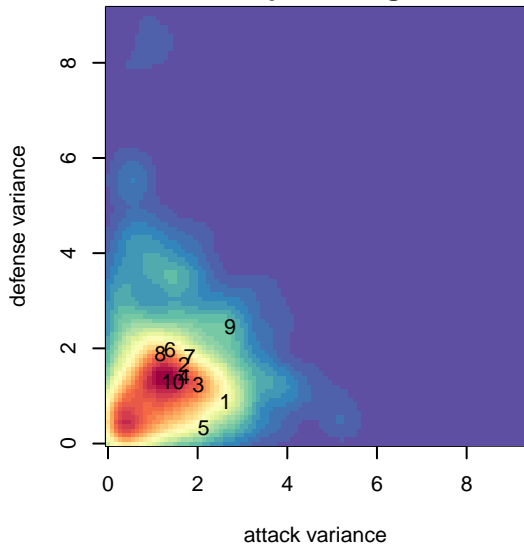
alt names used:

Venues played:
 2015 PTT B99 Premier Green

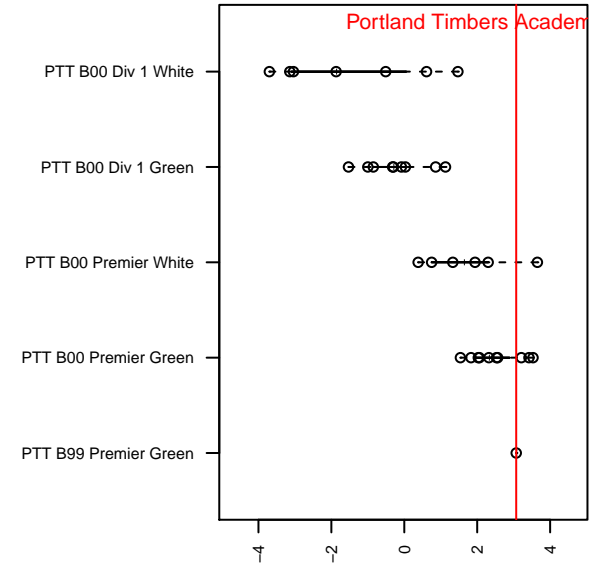
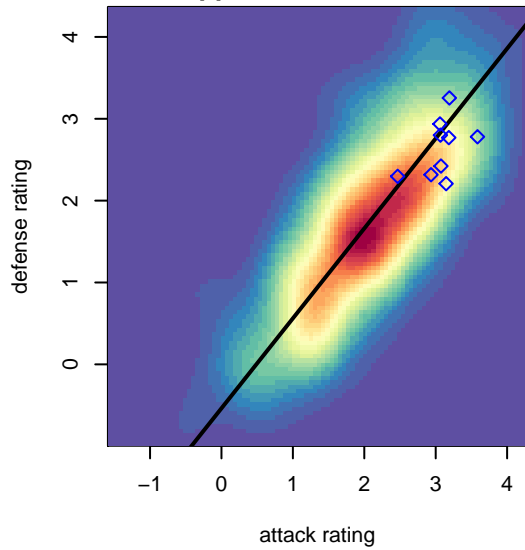
Portland Timbers Academy 2 2000B
 Dots are actual minus expected GF (blue circles) and GA (red triangles).
 Blue line is smoothed change in attack strength. Red is smoothed change in defense strength.



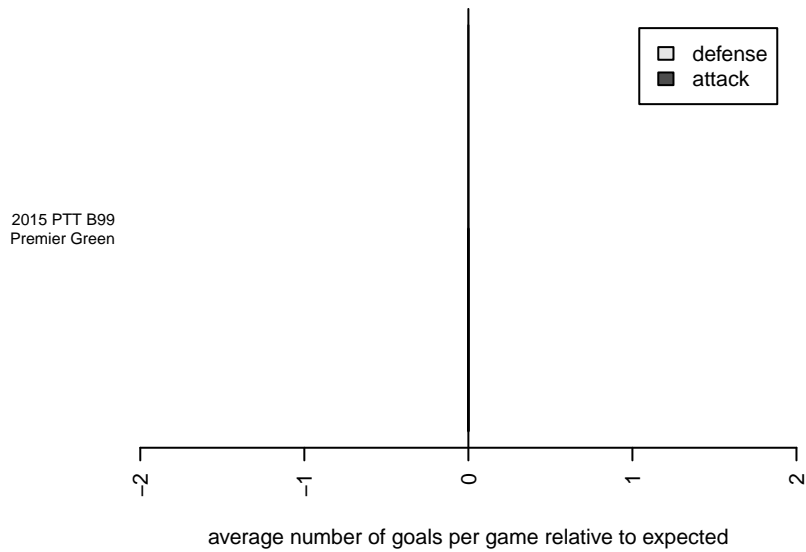
**attack and defense variance (black dot)
relative to other teams
and top 10 in region**



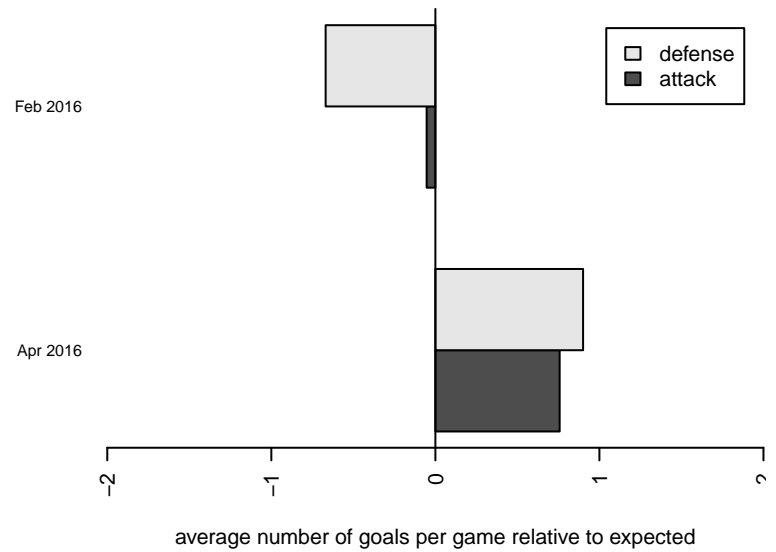
**attack and defense rating
relative to others at age
and all opponents in last 13 months**



Performance relative to 13 month average



Performance relative to 13 month average



date	home		away		venue	pred.home	pred.away
2016-04-06	Academia Leon B99	1	Portland Timbers Academy 2 2000B	4	2015 PTT B99 Premier Green	2.39	1.53
2016-04-03	Portland Timbers Academy 2 2000B	0	FC Portland Navy B99	1	2015 PTT B99 Premier Green	1.32	2.49
2016-04-02	Crossfire Oregon Green I B99	2	Portland Timbers Academy 2 2000B	3	2015 PTT B99 Premier Green	1.83	1.87
2016-03-12	Portland Timbers Academy 2 2000B	1	4-H America B99	5	2015 PTT B99 Premier Green	1.79	2.43
2016-03-05	Portland Timbers Academy 2 2000B	0	Eastside Timbers Red B99	3	2015 PTT B99 Premier Green	1.07	2.08
2016-02-27	FC Portland Navy B99	5	Portland Timbers Academy 2 2000B	0	2015 PTT B99 Premier Green	2.49	1.32
2016-02-21	Santos FC Cruzeiro B99	1	Portland Timbers Academy 2 2000B	0	2015 PTT B99 Premier Green	2.17	0.81
2016-02-07	Portland Timbers Academy 2 2000B	3	RVSC Timbers Red B99	2	2015 PTT B99 Premier Green	1.93	1.28
2016-02-06	Capital FC Timbers Red Galacticos B99	3	Portland Timbers Academy 2 2000B	2	2015 PTT B99 Premier Green	2.38	1.15
2016-01-24	Portland Timbers Academy 2 2000B	1	Westside Timbers Copa B99	0	2015 PTT B99 Premier Green	1.19	3.47